

Legacy Estates



EAST COAST MEMORIALS

**1408 N. Long Street
Salisbury, NC 28144
(704) 202-5603**

**1050 Oakland Avenue
Rock Hill, SC 29732
(803) 504-3706**

**Website: EastCoastMemorial.com
Email: EastCoastMemorials@gmail.com**



The Pinnacle

Features abound in this walk through vestibule building. Dual arched entryways complement a variety of cemetery settings and produce a towering roof line. Custom recessed stained glass windows provide an abundance of customization options. The patio package is a handsome design that can be modified to incorporate statuary and benches.


L 154" W 156" H 174"

Weight 98,352 lbs

Up to 8 Crypts with 12 Cremation Niches

Presented in Dakota Mahogany. Also available in our featured colors of Star Blue, Silver Cloud, and Morning Rose. Please ask Customer Service Representative for other available colors.





The Imperial



From its wide stance to its multiple steps, the Imperial is a grand building. The Imperial features an extra wide vestibule with room to gather. Pedestals line the magnificent stairs to house statuary or planters. The turned columns balance the magnitude of the remaining building giving this an overall cohesive feel.


L 216" W 159" H 145"

Weight 96,426 lbs

Up to 6 Crypts

Presented in Star Blue. Also available in our featured colors of Silver Cloud, Morning Rose, and Dakota Mahogany. Please ask Customer Service Representative for other available colors.





The Opulent


The Opulent exudes classical elegance with a simple yet stately appearance. The flat columns and gable pediment give this building a nice enhanced feel. The Opulent can be customized to reflect the different personalities of its occupants.

L 126" W 121" H 102"

Weight 48,000 lbs

Up to 6 Crypts

Presented in Morning Rose. Also available in our featured colors of Star Blue, Silver Cloud, and Dakota Mahogany. Please ask Customer Service Representative for other available colors.





The Regal

The Regal is a classic mausoleum design that complements smaller land footprints. There are a multitude of pediment and statuary options available to customize the building. The planters and traditional bronze door provide magnificent curb appeal.

L 108" W 93" H 110"

Weight 34,296 lbs

Up to 3 Crypts

Presented in Pink Pearl. Also available in our featured colors of Star Blue, Silver Cloud, Morning Rose, and Dakota Mahogany. Please ask Customer Service Representative for other available colors.





The Paramount

SD - 830

L 166" W 117" H 85"

Weight 32,000 lbs

6 Crypts, Pediment, Bevel Jambs. Presented in Silver Cloud with Black Doors.



The Empire


SD - 814

L 86" W 107" H 95"

Weight 26,200 lbs

6 Crypts, Gable Roof, Standard Jambs. Presented in Pink Pearl with Dakota Mahogany Doors.

These Designs are available in most of our Domestic and Import Colors. Please refer to Price List or Customer Service Representative for availability.



The Stately

SD - 816

L 86" W 109" H 68"

Weight 23,500 lbs

4 Crypts, Gable Roof, Round Fluted Columns. Presented in Indian Dakota.



The Stacker

SD - 812

L 48" W 102" H 67"

Weight 13,600 lbs

2 Crypts, Flat Roof, Standard Jambs. Presented in Star Blue with Black Doors.

These Designs are available in most of our Domestic and Import Colors. Please refer to Price List or Customer Service Representative for availability.



The Noble

SD - 800

L 86" W 109" H 40"

Weight 15,800 lbs

2 Crypts, Gable Roof, Round Fluted Columns. Presented in Star Blue with custom accents.



The Honor


SD - 802

L 86" W 107" H 40"

Weight 15,600 lbs

2 Crypts, Gable Roof, Standard Jambs. Presented in Paradise Black.

These Designs are available in most of our Domestic and Import Colors. Please refer to Price List or Customer Service Representative for availability.



The Heirloom

SD - 803

L 86" W 107" H 39"

Weight 14,800 lbs

2 Crypts, Flat Roof, Standard Jambs. Presented in Dakota Mahogany with custom accents.



The Classic

SD - 809

L 48" W 102" H 39"

Weight 8,300 lbs


1 Crypt, Gable Roof, Standard Jambs. Presented in Star Blue.

These Designs are available in most of our Domestic and Import Colors. Please refer to Price List or Customer Service Representative for availability.



Door Options

The Bronze Doors are made from the finest materials and are of the highest quality.



Window Options

The Stained Glass Windows are constructed with exquisite attention to detail as well as vibrant colors.



Crypt Door Options

The crypt door color can be changed in each mausoleum to add another level of detail or contrast. If crypt door color is changed to black then laser etching would be available.

